

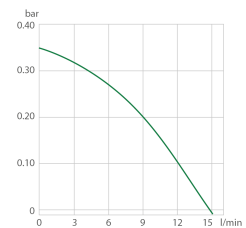
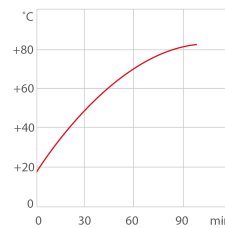
CORIO CD-BT27 Heating Circulator with Open Bath

The new generation of laboratory circulators for routine work and standard tasks

The Open Heating Bath Circulators of the new CORIO series feature high-quality transparent bath tanks and pump connections.

Your advantages

- Models for internal and external applications
- Bright, white, easy to read display
- Very quiet
- Easy pump change-over between internal and external circulation
- USB connection
- Class III (FL) according to DIN 12876-1



- Heat-up time (Water)
- Pump capacity (Water)

Technical Data

| | |
|--|--|
| Order No. | 9012327 |
| Model series | CORIO |
| Category | Heating Circulators with Open Bath |
| Working temperature range (°C) | +20 ... +100 |
| Temperature stability (°C) | ±0.03 |
| Setting / display resolution | 0.01 – 0.1 °C |
| Temperature Display | LED |
| Heating capacity (kW) | 2 |
| Pump capacity flow rate (l/min) | 15 |
| Pump capacity flow pressure (bar) | 0.35 |
| Bath opening / bath depth (W x L / D cm) | 30 x 35 / 20 |
| Pump connections | M16x1 |
| Filling volume liters | 20 ... 27 |
| Ambient temperature | 5...40 °C |
| Dimensions W x L x H (cm) | 38 x 58 x 43 |
| Weight (kg) | 8.1 |
| Included with each unit | 2 barbed fittings suitable for tubing 8 and 12 mm inner dia. (pump connections M16x1 male) |


| | |
|----------------------------|---|
| Cooling coil | optional |
| Bath tank | Polycarbonat |
| Bath cover | optional |
| Available voltage versions | 230 V / 50 Hz 208 V - 230 V / 60 Hz 115 V / 60 Hz 100 V / 50-60 Hz |

Characteristics



100% Checked.

100% testing. 100% quality. Each CORIO undergoes thorough quality testing before leaving the factory.



Modern. Reliable.

Every JULABO Circulator is equipped with high-grade components like i.e. platinum sensors, proven motor technology, CAN-Bus communication and much more.



ATC.

Absolute Temperature Calibration, 1-point calibration (CD).



Quick start.

Individual JULABO consultation and comprehensive manuals at your disposal.



Brilliant.

Bright display with strong illumination can be viewed easily from a long distance.



Safety.

CORIO complies with Class III (FL) according to DIN 12876-1 and switches off automatically in case of high temperature or low liquid level alarm.



Connection. Easy.

Inclined pump connections (M16x1) facilitate the connection of applications. Each unit includes 2 barbed fittings of 8/12 mm diameter each.



Satisfied customers.

11 subsidiaries and more than 100 partners worldwide guarantee fast and qualified JULABO support.



Everything at the front.

All operating controls and safety functions are accessed easily and comfortably from the front.



Services 24/7.

Around the clock availability. You can find suitable accessories, data sheets, manuals, case studies, and more at www.julabo.com.



Green technology.

Development consistently applied environmentally friendly materials and technologies.



Switch on. And off you go.

Intelligent operating concept. Ready for operation with just a few quick and easy steps.



Internal. External.

The pump is controlled via a lever located directly below the display. Easily change between internal and external circulation.



Timer. Integrated.

CORIO circulators include an integrated timer function. When the set time has elapsed, a signal sounds and the device switches off. Setting range: 0 ... 999 minutes



JULABO. Quality.

Highest standards of quality for a long product life.



Unique.

Specially designed pyramids ensure that the condensed liquid drips directly back into the bath.



Locked in.

The lockable power plug guarantees safe connection. More process safety.



USB.

Remote control made easy. CORIO CD circulators feature a USB connection.