

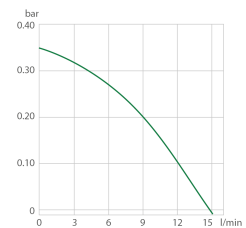
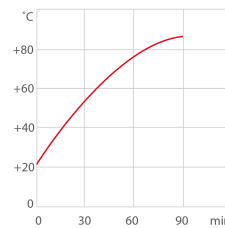
## CORIO CD-B17 Heating Circulator with Open Bath

The new generation of laboratory circulators for routine work and standard tasks

The Open Heating Bath Circulators of the new CORIO series feature high-quality bath tanks made of stainless steel and pump connections.

### Your advantages

- Models for internal and external applications
- Bright, white, easy to read display
- Very quiet
- Easy pump change-over between internal and external circulation
- USB connection
- High-quality bath tanks made of stainless steel
- Integrated drain screw (except B5)



- Heat-up time (Water)
- Pump capacity (Water)

### Technical Data

Order No.	9012417
Model series	CORIO
Category	Heating Circulators with Open Bath
Working temperature range (°C)	+20 ... +150
Temperature stability (°C)	±0.03
Setting / display resolution	0.01 – 0.1 °C
Temperature Display	LED
Heating capacity (kW)	2
Pump capacity flow rate (l/min)	15
Pump capacity flow pressure (bar)	0.35
Bath opening / bath depth (W x L / D cm)	30 x 18 / 20
Pump connections	M16 x 1
Filling volume liters	13 ... 17
Ambient temperature	5...40 °C
Dimensions W x L x H (cm)	38 x 40 x 47
Weight (kg)	9.3
Included with each unit	2 barbed fittings suitable for tubing 8 and 12 mm inner dia. (pump connections M16x1 male)


Cooling coil	optional
Bath tank	Stainless steel
Bath cover	optional
Available voltage versions	230 V / 50 Hz 208 V - 230 V / 60 Hz 115 V / 60 Hz 100 V / 50-60 Hz

## Characteristics



### 100% Checked.

100% testing. 100% quality. Each CORIO undergoes thorough quality testing before leaving the factory.



### Modern. Reliable.

Every JULABO Circulator is equipped with high-grade components like i.e. platinum sensors, proven motor technology, CAN-Bus communication and much more.



### ATC.

Absolute Temperature Calibration, 1-point calibration (CD).



### Quick start.

Individual JULABO consultation and comprehensive manuals at your disposal.



### Brilliant.

Bright display with strong illumination can be viewed easily from a long distance.



### Safety.

CORIO complies with Class III (FL) according to DIN 12876-1 and switches off automatically in case of high temperature or low liquid level alarm.



### Connection. Easy.

Inclined pump connections (M16x1) facilitate the connection of applications. Each unit includes 2 barbed fittings of 8/12 mm diameter each.



### Satisfied customers.

11 subsidiaries and more than 100 partners worldwide guarantee fast and qualified JULABO support.



### Everything at the front.

All operating controls and safety functions are accessed easily and comfortably from the front.



### Services 24/7.

Around the clock availability. You can find suitable accessories, data sheets, manuals, case studies, and more at [www.julabo.com](http://www.julabo.com).



### Green technology.

Development consistently applied environmentally friendly materials and technologies.



### Switch on. And off you go.

Intelligent operating concept. Ready for operation with just a few quick and easy steps.



### Internal. External.

The pump is controlled via a lever located directly below the display. Easily change between internal and external circulation.



### Timer. Integrated.

CORIO circulators include an integrated timer function. When the set time has elapsed, a signal sounds and the device switches off. Setting range: 0 ... 999 minutes



### JULABO. Quality.

Highest standards of quality for a long product life.



### Unique.

Specially designed pyramids ensure that the condensed liquid drips directly back into the bath.



### Locked in.

The lockable power plug guarantees safe connection. More process safety.



### USB.

Remote control made easy. CORIO CD circulators feature a USB connection.